



# Sustainability **activity**

## Sustainable sites challenge

### Main learning points



- There are lots of ways to be sustainable
- Sustainability is relevant to historic sites
- Organisations and individuals have a role to play in being more sustainable

### Resources required



- **Image of a historic site** and ticket office/visitor centre, either printed at A3 size or projected onto a smartboard (p5-6)
- Your own objects or printed **images of objects** (p7-11) that represent different aspects of sustainability
- **Labels** (p12)
- Sticky notes, paper and pens or smartboard and pens
- **Instruction sheet** (p13)
- **Explanation sheet** (p14-15)

### Introduction: What is sustainability?



Ask participants to describe what sustainability means.

Explain that it is about meeting our needs without having a negative impact on the needs of people in the future. This means we need to think about:

- the choices we make
- how we live
- what we buy
- how things are made

---

Historic Environment Scotland (HES) are trying to manage and look after their properties in a more sustainable way.

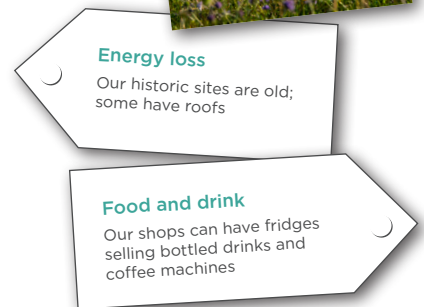
Visitors also need to behave/visit in a more sustainable way.

Everyone needs to do their part to look after the historic environment (and the planet!) now and for the future.

## Activity

- Set out on a table:
  - your objects (or **images of objects**)
  - the **labels**
  - sticky notes/small pieces of paper
  - pens
  - large printed **image of the historic site** (or use image on Smartboard)
- Provide participants with the **instruction sheet** to read first.
- Ask participants to match the object/image with the sustainability theme label. Check their answers.
- Participants choose three objects/images to discuss and come up with ideas for:
  - what **visitors** could do to be more sustainable
  - how **HES** could make this more sustainable.
- Participants write their suggestions on the sticky notes/paper and put them on the printed image of the site (or write on the Smartboard).
- After they have written up their ideas, hand out the **explanation sheet** to learn about the ways organisations and individuals can be more sustainable.
- Participants share their ideas with other groups.

Take a photo of participants' ideas and send it to **#LearningWithHES** or share it locally to make a difference.



### Energy loss

Our historic sites are old; some have roofs









### Food and drink

Our shops can have fridges selling bottled drinks and coffee machines









## Alternative/extension activity:

- Discuss with participants what sustainability means and examples of ways to be sustainable.
- Ask participants to do some online research to find historic sites or visitor centres that are trying to find ways to be more sustainable.
- Provide participants with modelling clay, paper and pens or LEGO and challenge them to plan and design (draw, sculpt or build) a visitor centre with examples of what it could have in place to make it sustainable e.g.
  - wildflowers
  - recycle bins
  - solar panels
  - bike racks.

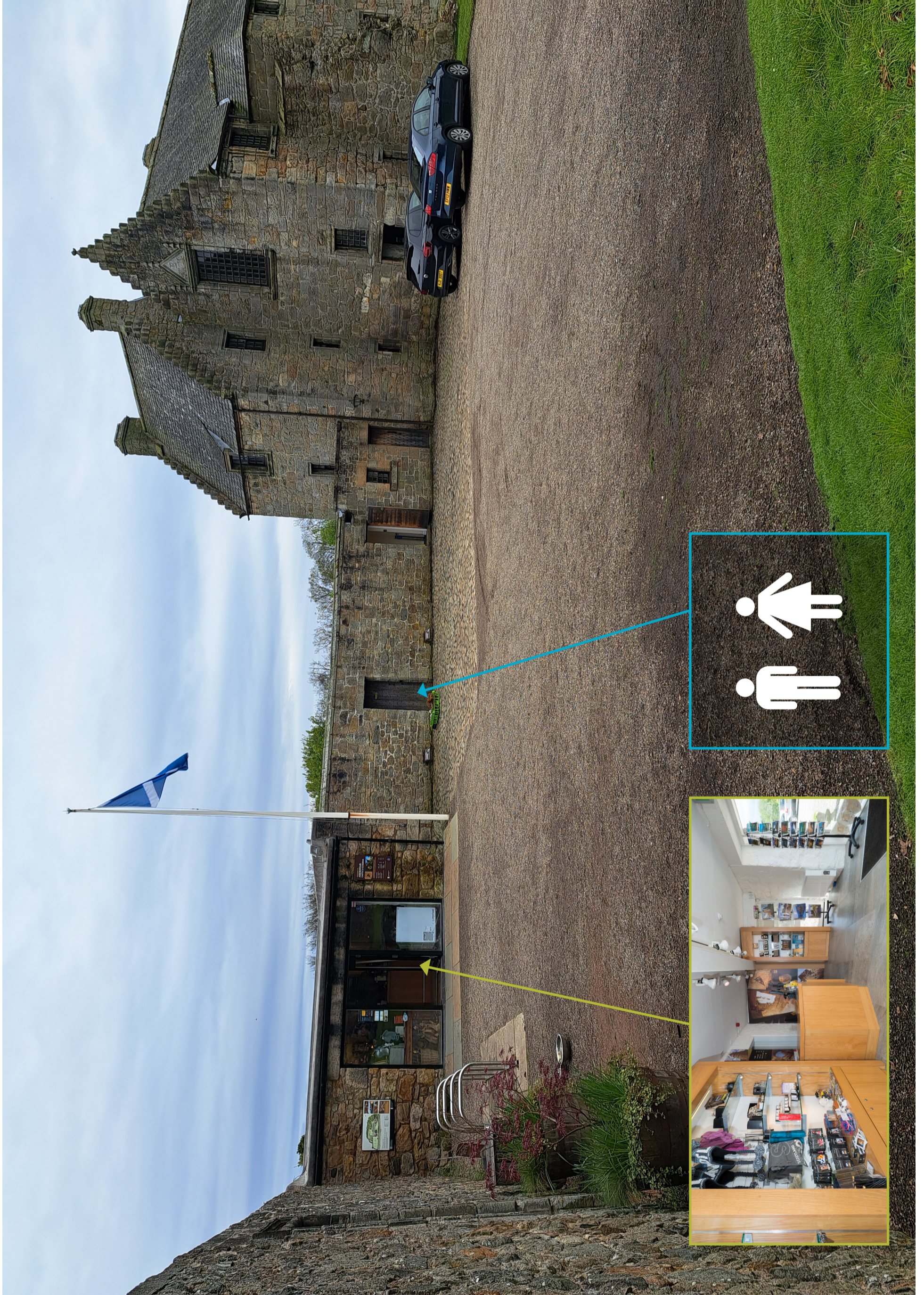
## Using the objects/photos

Theme	Suggested object	Photo
Travel	<p>Model car</p> 	
Energy Use	<p>Light bulb packet</p> 	
Energy Loss	<p>Lego model of a roof</p> 	
Biodiversity	<p>Packet of seeds</p> 	
Visitors	<p>Lego figure</p> 	
Gifts/souvenirs	<p>Toy duck</p> 	

## Using the objects/photos continued

Theme	Suggested object	Photo
<p><b>Packaging</b></p>	<p>Plastic bag</p> 	
<p><b>Waste</b></p>	<p>Bin</p> 	
<p><b>Food and drink</b></p>	<p>Plastic bottle</p> 	
<p><b>Paper</b></p>	<p>Paper quiz or leaflet</p> 	


# Activity resource: Aberdour Castle and ticket office (A3)



# Activity resource: Huntly Castle and ticket office (A3)



# Activity resource: Urquhart Castle and ticket office (A3)



# Activity resource: Photos: gifts/souvenirs and paper





# Activity resource: Photos: visitors and food and drink



# Activity resource: Photos: packaging and biodiversity



# Activity resource: Photos: energy use and waste



# Activity resource: Photos: energy loss and travel



## Activity resource: Sustainability theme labels

<p><b>Biodiversity</b></p> <p>We need to manage the natural environment around our historic sites</p>	<p><b>Gifts/souvenirs</b></p> <p>The gifts in our shops are made in different countries</p>
<p><b>Packaging</b></p> <p>Visitors buy things during a visit and take them away</p>	<p><b>Waste</b></p> <p>Litter is produced by HES, its staff and visitors to historic sites</p>
<p><b>Paper</b></p> <p>We might offer visitors a quiz to use during their visit</p>	<p><b>Energy loss</b></p> <p>Our historic sites are old; only some have roofs</p>
<p><b>Food and drink</b></p> <p>Our shops can have fridges selling bottled drinks and coffee machines</p>	<p><b>Travel</b></p> <p>Visitors use different types of transport to get to historic sites</p>
<p><b>Energy use</b></p> <p>Some historic sites need to use electricity for lights, tills, heat etc</p>	<p><b>Visitors</b></p> <p>Historic sites can get a few visitors or lots of visitors</p>

## Activity instructions: Sustainable sites

- 1 Choose three of the objects or photos and match them with their correct label to find out how they link to sustainability.










- 2 For each object, have a discussion in your group and decide:
  - ? What could HES do to be more sustainable?
  - ? What could **visitors** do to be more sustainable?
- 3 Write down your suggestions on the sticky notes/pieces of paper. Put them on the large image of the historic site or draw them on the smartboard.



## Activity explanation: Sustainable sites

Here are some ways we could think about being more sustainable:

Object/image	What HES can do	What visitors can do
<b>Travel</b> 	<ul style="list-style-type: none"> <li>• Install bike racks to encourage people to cycle to sites</li> </ul>	<ul style="list-style-type: none"> <li>• Car share to get to a site to cut down on emissions</li> <li>• Get the train</li> </ul>
<b>Energy Use</b> 	<ul style="list-style-type: none"> <li>• Switch to energy efficient light bulbs</li> <li>• Install timers which control when lights come on to cut down on energy use</li> </ul>	<ul style="list-style-type: none"> <li>• Only use hand driers for time needed</li> <li>• Remember to switch taps off</li> </ul>
<b>Energy Loss</b> 	<ul style="list-style-type: none"> <li>• Insulate the roofs of its buildings to keep heat from escaping</li> </ul>	<ul style="list-style-type: none"> <li>• Close doors behind them to prevent heat escaping and reduce the energy needed to heat a room or space</li> </ul>
<b>Biodiversity</b> 	<ul style="list-style-type: none"> <li>• Leave grass to grow longer to support wildlife</li> <li>• Plant bee-friendly flowers</li> </ul>	<ul style="list-style-type: none"> <li>• Respect wildlife habitats and areas</li> </ul>
<b>Visitors</b> 	<ul style="list-style-type: none"> <li>• Limit the number of visitors at a time</li> </ul>	<ul style="list-style-type: none"> <li>• Behave responsibly: follow paths, do not climb on walls</li> </ul>
<b>Gifts/souvenirs</b> 	<ul style="list-style-type: none"> <li>• Source items that are more sustainably made: recycled materials, less plastic</li> <li>• Source shop stock from local suppliers</li> </ul>	<ul style="list-style-type: none"> <li>• Choose to buy things made from recycled materials or made locally</li> </ul>

Object/image	What HES can do	What visitors can do
<p><b>Packaging</b></p> 	<ul style="list-style-type: none"> <li>• Replace plastic bags with paper bags</li> </ul>	<ul style="list-style-type: none"> <li>• Bring their own reusable bags</li> </ul>
<p><b>Waste</b></p> 	<ul style="list-style-type: none"> <li>• Install recycling bins</li> </ul>	<ul style="list-style-type: none"> <li>• Take home their rubbish</li> </ul>
<p><b>Food and drink</b></p> 	<ul style="list-style-type: none"> <li>• Offer tap water for free</li> </ul>	<ul style="list-style-type: none"> <li>• Bring their own reusable water bottles</li> </ul>
<p><b>Paper</b></p> 	<ul style="list-style-type: none"> <li>• Offer a digital version of paper resources for people to do on a mobile phone</li> </ul>	<ul style="list-style-type: none"> <li>• Recycle quizzes when finished with them</li> </ul>

All images, except those specified, are copyright Historic Environment Scotland or Crown Copyright HES.